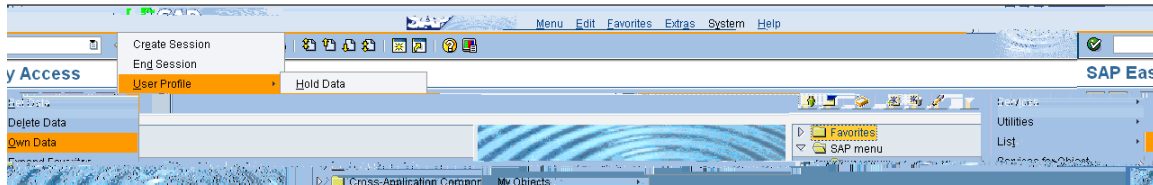


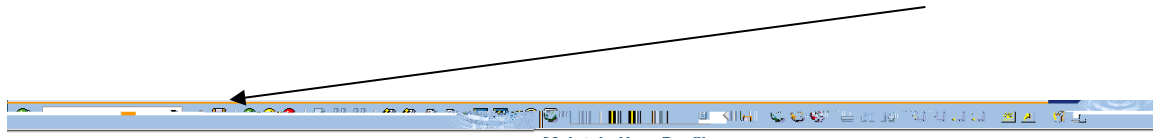
Printing a Budget Status Report in BCS - Updated Feb. 2014

User setting for printing – Part 1

On the tool bar @ the top of the SAP Easy Access screen, click on "System," "User Profile," and "Own Data."




On "Defaults" tab, set output device as LOCL and check print immediately, and then click save.



Type /n in command field box, or use back or exit icon to return to SAP Easy Access Menu.

Printing a Budget Status Report in BCS - Updated Feb. 2014

User setting for printing – Part 2

Choose the print icon  on the SAP menu (Easy Access screen):

Printing a Budget Status Report in BCS - Updated Feb. 2014

From here select properties :

Then, double-click on the parameter value (highlighted below):

Printing a Budget Status Report in BCS - Updated Feb. 2014

Printing a Budget Status Report in BCS - Updated Feb.