


Single-Assessment Institution Level Pass-Rate Data: Regular Teacher Preparation Program

Institution Name	INDIANA UNIVERSITY OF PA
Institution Code	2652
State	Pennsylvania
Number of Program Completers Submitted	522
Number of Program Completers found, matched, and used in passing rate Calculations¹	504

July 11, 2003

					Statewide		
Basic Skills							
ELEMENTARY ED CONTENT KNOWLEDGE	014	357	341	96%	4612	4464	97%
COMMUNICATION SKILLS	500	21	21	100%	3129	3114	100%
GENERAL KNOWLEDGE	510	23	23	100%	2720	2706	99%
PPST READING	710	461	450	98%	6249	6069	97%
PPST WRITING	720	466	440	94%	6239	5901	95%
PPST MATHEMATICS	730	450	421	94%	6545	6143	94%
COMPUTERIZED PPST READING	5710	12	9	75%	116	102	88%
COMPUTERIZED PPST WRITING	5720	8			131	119	91%
COMPUTERIZED PPST MATHEMATICS	5730	18	13	72%	194	149	77%
Professional Knowledge							
PRINCIPLES LEARNING & TEACHING K-6	522	293	274	94%	5951	5493	92%
PRINCIPLES LEARNING & TEACHING 7-12	524	184	163	89%	3162	2931	93%
Academic Content Areas							
ELEM ED CURR INSTRUC ASSESSMENT	011	175	156	89%	4702	4219	90%
EARLY CHILDHOOD EDUCATION	020	13	13	100%	653	643	98%
BIOLOGY AND GENERAL SCIENCE	030				8		
ENG LANG LIT COMP CONTENT KNOWLEDGE	041	25	22	88%	546	522	96%
MATHEMATICS: CONTENT KNOWLEDGE	061	11	9	82%	348	312	90%
CHEM PHYSICS AND GENERAL SCIENCE	070				3		
SOCIAL STUDIES: CONTENT KNOWLEDGE	081	27	25	93%	660	601	91%

Single-Assessment Institution Level Pass-Rate Data: Regular Teacher Preparation Program


	
Institution Name	INDIANA UNIVERSITY OF PA
Institution Code	2652
State	Pennsylvania
Number of Program Completers Submitted	522
Number of Program Completers found, matched, and used in passing rate Calculations¹	504

July 11, 2003


					Statewide		



Single-Assessment Institution Level Pass-Rate Data: Regular Teacher Preparation Program

						
Institution Name	INDIANA UNIVERSITY OF PA					
Institution Code	2652					
State	Pennsylvania					
Number of Program Completers Submitted	522					
Number of Program Completers found, matched, and used in passing rate Calculations¹	504					
<i>July 11, 2003</i>						
Statewide						
AGRICULTURE (PA)	780				16 16 100%	
ACCOUNTING (PA)	791	1			12 12 100%	
DATA PROCESSING (PA)	792	1			9	
MARKETING (PA)	793	1			9	
OFFICE TECHNOLOGY (PA)	794	5			18 16 89%	
COMMUNICATION (PA)	800				81 81 100%	
COOPERATIVE EDUCATION	810	5			6	
ENVIRONMENTAL EDUCATION	830				31 31 100%	
HEALTH AND PHYSICAL EDUCATION	850				11 11 100%	
HEALTH & PE: CK	856	41	39	95%	321 314 98%	

Aggregate and Summary Institution-Level Pass-Rate Data: Regular Teacher Preparation Program

				HEA - Title II 2001-2002 Academic Year					
Institution Name				INDIANA UNIVERSITY OF PA					
Institution Code				2652					
State				Pennsylvania					
Number of Program Completers Submitted				522					
Number of Program Completers found, matched, and used in passing rate Calculations¹				504					
				Statewide					
Type of Assessment²				Number Taking Assessment³	Number Passing Assessment⁴	Institutional Pass Rate	Number Taking Assessment³	Number Passing Assessment⁴	Statewide Pass Rate
Aggregate - Basic Skills				498	438	88%	9642	8883	92%
Aggregate - Professional Knowledge				477	437	92%	9113	8424	92%
Aggregate - Academic Content Areas (Math, English, Biology, etc.)				322	289	90%	8220	7488	91%
Aggregate - Other Content Areas (Career/Technical Education, Health Educations, etc.)				77	73	95%	663	651	98%
Aggregate - Teaching Special Populations (Special Education, ELS, etc.)				64	63	98%	1416	1403	99%
Aggregate - Performance Assessments									
Summary Totals and Pass Rates⁵				504	408	81%	9805	8301	85%

¹ The number of program completers found, matched and used in the passing rate calculation will not equal the sum of the column labeled "Number Taking Assessment" since a completer can take more than one assessment.

² Institutions and/or States did not require the assessments within an aggregate where data cells are blank.

³ Number of completers who took one or more tests in a category and within their area of specialization.

⁴ Number who passed all tests they took in a category and within their area of specialization.

⁵ Summary Totals and Pass Rate: Number of completers who successfully completed one or more tests across all categories used by the state for licensure and the total passrate.