


Single Assessment Institution-Level Pass Rate Data: *Traditional Teacher Preparation Program Within IHE*

	HEOA - Title II 2009 - 2010 Academic Year	
	Institution Name	INDIANA UNIVERSITY OF PA
	Institution Code	2652
	State	Pennsylvania

April 22, 2011



Assessment Information ¹	Group	Number Taking Assessment	Number Passing Assessment	Institutional Pass Rate	Institutional Average Scaled Score	Assessment Cut Score ²	Statewide			
							Number Taking Assessment	Number Passing Assessment	Statewide Pass Rate	Statewide Average Scaled Score
AGRICULTURE (PA) (0780) Test Company: ETS Score Range: 250-990	All enrolled students who have completed all nonclinical courses, 2009-10									
	Other enrolled students, 2009-10									
	All program completers, 2009-10						14	14	100%	669
	All program completers, 2008-09						12	12	100%	688
	All program completers, 2007-08						18	18	100%	669
ART CONTENT KNOWLEDGE (0133) Test Company: ETS Score Range: 100-200	All enrolled students who have completed all nonclinical courses, 2009-10	16	14	88%	171	161	85	78	92%	172
	Other enrolled students, 2009-10						133	114	86%	170
	All program completers, 2009-10	16	16	100%	175	161	282	270	96%	173
	All program completers, 2008-09	25	25	100%	172	161	350	345	99%	172
	All program completers, 2007-08	20	20	100%	174	161	368	362	98%	173
BIOLOGY CONTENT KNOWLEDGE (0235) Test Company: ETS Score Range: 100-200	All enrolled students who have completed all nonclinical courses, 2009-10	1				147	39	38	97%	166
	Other enrolled students, 2009-10						110	103	94%	167
	All program completers, 2009-10	7				147	195	195	100%	169
	All program completers, 2008-09	3				147	208	207	100%	168
	All program completers, 2007-08	7				147	252	252	100%	168
BUSINESS EDUCATION (0100) Test Company: ETS Score Range: 250-990	All enrolled students who have completed all nonclinical courses, 2009-10	3				560	23	23	100%	651
	Other enrolled students, 2009-10						16	16	100%	646
	All program completers, 2009-10	13	13	100%	655	560	82	82	100%	653
	All program completers, 2008-09	19	19	100%	661	560	106	106	100%	657
	All program completers, 2007-08	8				560	127	127	100%	656

Single Assessment Institution-Level Pass Rate Data: *Traditional Teacher Preparation Program Within IHE*

HEOA - Title II
2009 - 2010 Academic Year

Institution Name
Institution Code
State

INDIANA UNIVERSITY OF PA
2652




Single Assessment Institution-Level Pass Rate Data: *Traditional Teacher Preparation Program Within IHE*

**HEOA - Title II
2009 - 2010 Academic Year**


Institution Name
Institution Code
State

INDIANA UNIVERSITY OF PA
2652
Pennsylvania

Assessment Information ¹	Group	Number Taking Assessment	Number Passing Assessment	Institutional Pass Rate	Institutional Average Scaled Score	Assessment Cut Score ²				
							Number Taking Assessment	Number Passing Assessment	Statewide Pass Rate	Statewide Average Scaled Score
EARLY CHILDHOOD EDUCATION (0020) Test Company: ETS Score Range: 250-990	All enrolled students who have completed all nonclinical courses, 2009-10	11	11	100%	666	530	256	250	98%	649
	Other enrolled students, 2009-10						276	271	98%	643
	All program completers, 2009-10	12	12	100%	625	530	802	796	99%	647
	All program completers, 2008-09	10	10	100%	671	530	785	783	100%	651
	All program completers, 2007-08	17	17	100%	672	530	752	751	100%	654
EARTH AND SPACE SCIENCES - CONTENT KNOWLEDGE (0571) Test Company: ETS Score Range: 100-200	All enrolled students who have completed all nonclinical courses, 2009-10	1				157	12	8	67%	163
	Other enrolled students, 2009-10						31	23	74%	166
	All program completers, 2009-10						49	49	100%	170
	All program completers, 2008-09	1				157	64	64	100%	173
	All program completers, 2007-08	7				157	71	71	100%	172
ED OF DEAF AND HARD OF HEARING (0271) Test Company: ETS	All enrolled students who have completed all nonclinical courses, 2009-10	11	11	100%	174	164	11	11	100%	174
	Other enrolled students, 2009-10						49	49	100%	170



Single Assessment Institution-Level Pass Rate Data: *Traditional Teacher Preparation Program Within IHE*

	HEOA - Title II 2009 - 2010 Academic Year	
	Institution Name	INDIANA UNIVERSITY OF PA
	Institution Code	2652
	State	Pennsylvania

April 22, 2011

Assessment Information ¹	Group	Number Taking Assessment	Number Passing Assessment	Institutional Pass Rate	Institutional Average Scaled Score	Assessment Cut Score ²	Statewide			
							Number Taking Assessment	Number Passing Assessment	Statewide Pass Rate	Statewide Average Scaled Score
ELEM ED CURR INSTRUC ASSESSMENT (0011) Test Company: ETS Score Range: 100-200	All enrolled students who have completed all nonclinical courses, 2009-10	97	83	86%	176	168	1221	1029	84%	176
	Other enrolled students, 2009-10						1536	1170	76%	175
	All program completers, 2009-10	100	100	100%	177	168	4750	4469	94%	178
	All program completers, 2008-09	162	162	100%	181	168	5164	5012	97%	179
	All program completers, 2007-08	157	157	100%	180	168	5261	5121	97%	180
ENG LANG LIT COMP CONTENT KNOWLEDGE (0041) Test Company: ETS Score Range: 100-200	All enrolled students who have completed all nonclinical courses, 2009-10	10	10	100%	175	160	133	127	95%	177
	Other enrolled students, 2009-10						259	239	92%	177
	All program completers, 2009-10	15	15	100%	184	160	685	668	98%	179
	All program completers, 2008-09	23	23	100%	180	160	783	779	99%	180
	All program completers, 2007-08	21	21	100%	181	160	743	740	100%	179
ENVIRONMENTAL EDUCATION (0830) Test Company: ETS Score Range: 250-990	All enrolled students who have completed all nonclinical courses, 2009-10									
	Other enrolled students, 2009-10						4			
	All program completers, 2009-10						18	18	100%	696
	All program completers, 2008-09						19	18	95%	712
	All program completers, 2007-08						18	18	100%	707
FAMILY AND CONSUMER SCIENCES II (0121) Test Company: ETS Score Range: 100-200	All enrolled students who have completed all nonclinical courses, 2009-10	19	19	100%	172	162	19	19	100%	172
	Other enrolled students, 2009-10						7			
	All program completers, 2009-10	23	23	100%	171	162	37	36	97%	171
	All program completers, 2008-09	5				162	21	20	95%	173
	All program completers, 2007-08									

Single Assessment Institution-Level Pass Rate Data: *Traditional Teacher Preparation Program Within IHE*

HEOA - Title II
2009 - 2010 Academic Year

Institution Name
Institution Code
State

INDIANA UNIVERSITY OF PA
2652
Pennsylvania

[Redacted]

*Assessment Information*¹



Group

<i>Number Taking Assessment</i>	<i>Number Passing Assessment</i>	<i>Institutional Pass Rate</i>	<i>Institutional Average</i>
---	--	------------------------------------	----------------------------------

[Redacted]

[Redacted]

Single Assessment Institution-Level Pass Rate Data: *Traditional Teacher Preparation Program Within IHE*



Single Assessment Institution-Level Pass Rate Data: *Traditional Teacher Preparation Program Within IHE*

HEOA - Title II
2009 - 2010 Academic Year

Institution Name
Institution Code
State

INDIANA UNIVERSITY OF PA
2652
Pennsylvania

[Redacted]

*Assessment Information*¹

Group

Number
Taking
Assessment

Number
Passing
Assessment

Institutional

[Redacted]

[Redacted]

Single Assessment Institution-Level Pass Rate Data: *Traditional Teacher Preparation Program Within IHE*

HEOA - Title II
2009 - 2010 Academic Year

Institution Name
Institution Code
State

INDIANA UNIVERSITY OF PA
2652
Pennsylvania

[Redacted]

*Assessment Information*¹

Group

Number *Number*
Taking *Passing*
Assessment *Assessment*

[Redacted]

[Redacted]

Single Assessment Institution-Level Pass Rate Data: *Traditional Teacher Preparation Program Within IHE*

**HEOA - Title II
2009 - 2010 Academic Year**


Institution Name
Institution Code
State

INDIANA UNIVERSITY OF PA
2652
Pennsylvania

Assessment Information ¹	Group	Number Taking Assessment	Number Passing Assessment	Institutional Pass Rate	Institutional Average Scaled Score	Assessment Cut Score ²				
							Number Taking Assessment	Number Passing Assessment	Statewide Pass Rate	Statewide Average Scaled Score
PRAXIS I READING (0710) Test Company: ETS Score Range: 150-190	All enrolled students who have completed all nonclinical courses, 2009-10	707	704	100%	179	172	3557	3520	99%	179
	Other enrolled students, 2009-10						12236	11993	98%	179
	All program completers, 2009-10	269	267	99%	179	172	8867	8810	99%	180
	All program completers, 2008-09	377	377	100%	180	172	9856	9823	100%	180
	All program completers, 2007-08	398	398	100%	179	172	10191	10167	100%	180
PRAXIS I WRITING (0720) Test Company: ETS Score Range: 150-190	All enrolled students who have completed all nonclinical courses, 2009-10	708	707	100%	177	173	3564	3503	98%	177
	Other enrolled students, 2009-10						12220	11917	98%	177
	All program completers, 2009-10	270	268	99%	177	173	8864	8784	99%	177
	All program completers, 2008-09	378	378	100%	177	173	9867	9822	100%	177
	All program completers, 2007-08	396	396	100%	176	173	10209	10159	100%	177
READING SPECIALIST (0300) Test Company: ETS Score Range: 250-990	All enrolled students who have completed all nonclinical courses, 2009-10						8			
	Other enrolled students, 2009-10						19	17	89%	624
	All program completers, 2009-10						81	80	99%	633
	All program completers, 2008-09						33	33	100%	630
	All program completers, 2007-08						51	50	98%	637

SCHOOL GUIDANCE AND COUNSEL J-D9(C)5(H)5(OOL GU)5(TT8 1426)110464 136 TD0033 Tc-001 T(A)10.1(l)-146(l)-146(enrol)-146(e)252(b be com)36.1(p)-7(l)-146(e)-7(tech)-146(l)-146()JJO -128 TD0034 Tc[noncl]-145(i)-145(n)-6(i)-145(c)32(al)-145(A)15(L)-93oJ668


Single Assessment Institution-Level Pass Rate Data: *Traditional Teacher Preparation Program Within IHE*

	HEOA - Title II 2009 - 2010 Academic Year	
	Institution Name	INDIANA UNIVERSITY OF PA
	Institution Code	2652
	State	Pennsylvania

April 22, 2011

Assessment Information ¹	Group	Number Taking Assessment	Number Passing Assessment	Institutional Pass Rate	Institutional Average Scaled Score	Assessment Cut Score ²	Statewide			
							Number Taking Assessment	Number Passing Assessment	Statewide Pass Rate	Statewide Average Scaled Score
SOCIAL SCIENCE (0951) Test Company: ETS Score Range: 100-200	All enrolled students who have completed all nonclinical courses, 2009-10									
	Other enrolled students, 2009-10						1			
	All program completers, 2009-10						1			
	All program completers, 2008-09									
	All program completers, 2007-08									
SOCIAL STUDIES: CONTENT KNOWLEDGE (0081) Test Company: ETS Score Range: 100-200	All enrolled students who have completed all nonclinical courses, 2009-10	16	14	88%	169	157	179	158	88%	168
	Other enrolled students, 2009-10						244	204	84%	168
	All program completers, 2009-10	18	18	100%	172	157	683	651	95%	170
	All program completers, 2008-09	15	15	100%	175	157	784	770	98%	171
	All program completers, 2007-08	26	26	100%	171	157	759	737	97%	171
SPANISH CONTENT KNOWLEDGE (0191) Test Company: ETS Score Range: 100-200	All enrolled students who have completed all nonclinical courses, 2009-10						26	19	73%	171
	Other enrolled students, 2009-10						52	30	58%	168
	All program completers, 2009-10						119	102	86%	174
	All program completers, 2008-09						143	130	91%	177
	All program completers, 2007-08						146	135	92%	178
TCHG SPEECH TO STUDENTS W/LANG IMP (0880) Test Company: ETS Score Range: 250-990	All enrolled students who have completed all nonclinical courses, 2009-10						4			
	Other enrolled students, 2009-10						3			
	All program completers, 2009-10						78	78	100%	682
	All program completers, 2008-09	20	20	100%	694	590	145	145	100%	712
	All program completers, 2007-08	14	14	100%	654	590	178	178	100%	693

Single Assessment Institution-Level Pass Rate Data: *Traditional Teacher Preparation Program Within IHE*

	HEOA - Title II 2009 - 2010 Academic Year	
	Institution Name	INDIANA UNIVERSITY OF PA
	Institution Code	2652
	State	Pennsylvania

April 22, 2011

Assessment Information ¹	Group	Number Taking Assessment	Number Passing Assessment	Institutional Pass Rate	Institutional Average Scaled Score	Assessment Cut Score ²	Statewide			
							Number Taking Assessment	Number Passing Assessment	Statewide Pass Rate	Statewide Average Scaled Score
OPI ITALIAN (ACT1010) Test Company: ACTFL* Score Range: 1-10	All enrolled students who have completed all nonclinical courses, 2009-10									
	Other enrolled students, 2009-10									
	All program completers, 2009-10						1			
	All program completers, 2008-09									
	All program completers, 2007-08									
OPI SPANISH (ACT1018) Test Company: ACTFL* Score Range: 1-10	All enrolled students who have completed all nonclinical courses, 2009-10						2			
	Other enrolled students, 2009-10						11	11	100%	6
	All program completers, 2009-10						13	13	100%	6
	All program completers, 2008-09									
	All program completers, 2007-08									
WPT FRENCH (ACT2005) Test Company: ACTFL* Score Range: 1-10	All enrolled students who have completed all nonclinical courses, 2009-10	3				6	5			
	Other enrolled students, 2009-10						4			
	All program completers, 2009-10						3			
	All program completers, 2008-09									
	All program completers, 2007-08									
WPT GERMAN (ACT2006) Test Company: ACTFL* Score Range: 1-10	All enrolled students who have completed all nonclinical courses, 2009-10									
	Other enrolled students, 2009-10						1			
	All program completers, 2009-10						5			
	All program completers, 2008-09									
	All program completers, 2007-08									

Single Assessment Institution-Level Pass Rate Data: Traditional Teacher Preparation Program Within IHE

		HEOA - Title II 2009 - 2010 Academic Year									
Institution Name Institution Code State		INDIANA UNIVERSITY OF PA 2652 Pennsylvania									
						<small>April 22, 2011</small>					
Assessment Information ¹		Group	Number Taking Assessment	Number Passing Assessment	Institutional Pass Rate	Institutional Average Scaled Score	Assessment Cut Score ²	Statewide			
								Number Taking Assessment	Number Passing Assessment	Statewide Pass Rate	Statewide Average Scaled Score
WPT ITALIAN (ACT2009)		All enrolled students who have completed all nonclinical courses, 2009-10									
<i>Test Company: ACTFL*</i> <i>Score Range: 1-10</i>		Other enrolled students, 2009-10									
		All program completers, 2009-10						1			
		All program completers, 2008-09									
		All program completers, 2007-08									
WPT SPANISH (ACT2015)		All enrolled students who have completed all nonclinical courses, 2009-10						2			
<i>Test Company: ACTFL*</i> <i>Score Range: 1-10</i>		Other enrolled students, 2009-10						3			
		All program completers, 2009-10						15	15	100%	6
		All program completers, 2008-09									
		All program completers, 2007-08									

¹Tests with multiple delivery options (computer, paper, etc.) will be noted with the assessment code for the paper format only.

²Cut scores may vary for groups depending upon when the cut scores are established by the state and when each group completed their teacher certification or licensure assessment.

*Questions regarding tests listed by this testing company must be addressed to your state Title II Coordinator.