

**Summary Institution-Level Pass Rate Data: Traditional Teacher Preparation Program Within IHE**

	<b>HEOA - Title II 2014 - 2015 Academic Year</b>
<b>Institution Name</b>	INDIANA UNIVERSITY OF PA
<b>Institution Code</b>	2652
<b>State</b>	Pennsylvania

April 15, 2016

<i>Group</i>	<i>Number Taking Assessment<sup>1</sup></i>	<i>Number Passing Assessment<sup>2</sup></i>	<i>Institutional Pass Rate</i>	<b>Statewide</b>		
				<i>Number Taking Assessment<sup>1</sup></i>	<i>Number Passing Assessment<sup>2</sup></i>	<i>Statewide Pass Rate</i>
All program completers, 2014-15	224	202	90%	5876	4577	78%
All program completers, 2013-14	273	271	99%	7235	6297	87%
All program completers, 2012-13	310	307	99%	8930	7895	88%

Note: In cases where there are less than ten students taking the assessment or license/certificate, the number passing and pass rate are not reported.

<sup>1</sup> Number of completers taking one or more assessments within their area of specialization.

<sup>2</sup> Summary level "Number Taking Assessment" may differ from assessment level "Number Taking Assessment" because each student is counted once at the summary level but may be counted in multiple assessments at the assessment level.



**Single Assessment Institution-Level Pass Rate Data: Traditional Teacher Preparation Program Within IHE**

<b>HEOA - Title II 2014 - 2015 Academic Year</b>	
<b>Institution Name</b>	INDIANA UNIVERSITY OF PA
<b>Institution Code</b>	2652
<b>State</b>	Pennsylvania

April 15, 2016

Assessment Information <sup>1</sup>	Group	Number Taking Assessment	Number Passing Assessment	Institutional Pass Rate	Institutional Average Scaled Score	Assessment Cut Score <sup>2</sup>	Statewide			
							Number Taking Assessment	Number Passing Assessment	Statewide Pass Rate	Statewide Average Scaled Score
<b>BIOLOGY CONTENT KNOWLEDGE (0235)</b>  Test Company: ETS Score Range: 100-200	All enrolled students who have completed all nonclinical courses, 2014-15						16	16	100%	169
	Other enrolled students, 2014-15						48	46	96%	169
	All program completers, 2014-15	7				147	96	95	99%	170
	All program completers, 2013-14	6				147	118	118	100%	168
	All program completers, 2012-13	9				147	182	177	97%	168
<b>BUSINESS ED CONTENT KNOWLEDGE (5101)</b>  Test Company: ETS Score Range: 100-200	All enrolled students who have completed all nonclinical courses, 2014-15	1				154	6			
	Other enrolled students, 2014-15						1			
	All program completers, 2014-15	2				154	21	21	100%	169
	All program completers, 2013-14	3				154	25	25	100%	174
	All program completers, 2012-13	5				154	37	37	100%	173
<b>BUSINESS ED (0100)</b>  Test Company: ETS Score Range: 250-990	All enrolled students who have completed all nonclinical courses, 2014-15									
	Other enrolled students, 2014-15									
	All program completers, 2014-15									
	All program completers, 2013-14						1			
	All program completers, 2012-13						2			
<b>CHEMISTRY CONTENT KNOWLEDGE (0245)</b>  Test Company: ETS Score Range: 100-200	All enrolled students who have completed all nonclinical courses, 2014-15						4			
	Other enrolled students, 2014-15						20	16	80%	164
	All program completers, 2014-15	1				154	38	33	87%	165
	All program completers, 2013-14	2				154	39	37	95%	169
	All program completers, 2012-13						62	56	90%	170

**Single Assessment Institution-Level Pass Rate Data: Traditional Teacher Preparation Program Within IHE**

	<b>HEOA - Title II</b> <b>2014 - 2015 Academic Year</b>
<b>Institution Name</b>	INDIANA UNIVERSITY OF PA
<b>Institution Code</b>	2652
<b>State</b>	Pennsylvania

April 15, 2016

Assessment Information <sup>1</sup>	Group	Number Taking Assessment	Number Passing Assessment	Institutional Pass Rate	Institutional Average Scaled Score	Assessment Cut Score <sup>2</sup>	Statewide				
							Number Taking Assessment	Number Passing Assessment	Statewide Pass Rate	Statewide Average Scaled Score	
<b>CHINESE (MANDARIN) WORLD LANGUAGE (5665)</b>  Test Company: ETS Score Range: 100-200	All enrolled students who have completed all nonclinical courses, 2014-15										
	Other enrolled students, 2014-15										
	All program completers, 2014-15						2				
	All program completers, 2013-14										
	All program completers, 2012-13										
<b>CITIZENSHIP ED CONTENT KNOWLEDGE (5087)</b>  Test Company: ETS Score Range: 100-200	All enrolled students who have completed all nonclinical courses, 2014-15						2				
	Other enrolled students, 2014-15						5				
	All program completers, 2014-15						32	30	94%	168	
	All program completers, 2013-14						40	37	93%	164	
	All program completers, 2012-13						52	51	98%	164	
<b>COMMUNICATION (DISCONTINUED) (0800)</b>  Test Company: ETS Score Range: 250-990	All enrolled students who have completed all nonclinical courses, 2014-15										
	Other enrolled students, 2014-15										
	All program completers, 2014-15						4				
	All program completers, 2013-14						42	40	95%	702	
	All program completers, 2012-13						56	56	100%	723	
<b>COOPERATIVE EDUCATION (DISCONTINUED) (0810)</b>  Test Company: ETS Score Range: 250-990	All enrolled students who have completed all nonclinical courses, 2014-15										
	Other enrolled students, 2014-15										
	All program completers, 2014-15										
	All program completers, 2013-14										
	All program completers, 2012-13						2				

**Single Assessment Institution-Level Pass Rate Data: Traditional Teacher Preparation Program Within IHE**

	<b>HEOA - Title II</b> <b>2014 - 2015 Academic Year</b>
<b>Institution Name</b>	INDIANA UNIVERSITY OF PA
<b>Institution Code</b>	2652
<b>State</b>	Pennsylvania

April 15, 2016

Assessment Information <sup>1</sup>	Group	Number Taking Assessment	Number Passing Assessment	Institutional Pass Rate	Institutional Average Scaled Score	Assessment Cut Score <sup>2</sup>	Statewide			
							Number Taking Assessment	Number Passing Assessment	Statewide Pass Rate	Statewide Average Scaled Score
<b>COOPERATIVE EDUCATION (0811)</b>  Test Company: ETS Score Range: 100-200	All enrolled students who have completed all nonclinical courses, 2014-15									
	Other enrolled students, 2014-15									
	All program completers, 2014-15						1			
	All program completers, 2013-14									
	All program completers, 2012-13									
<b>CORE ACADEMIC SKILLS FOR ED: MATH (5732)</b>  Test Company: ETS Score Range: 100-200	All enrolled students who have completed all nonclinical courses, 2014-15	4				150	90	53	59%	153
	Other enrolled students, 2014-15	11	7	64%	155	150	891	558	63%	153
	All program completers, 2014-15						97	68	70%	158
	All program completers, 2013-14						16	9	56%	153
	All program completers, 2012-13						6			
<b>CORE ACADEMIC SKILLS FOR ED: READING (5712)</b>  Test Company: ETS Score Range: 100-200	All enrolled students who have completed all nonclinical courses, 2014-15	4				156	90	82	91%	172
	Other enrolled students, 2014-15	11	10	91%	169	156	904	808	89%	171
	All program completers, 2014-15						97	90	93%	177
	All program completers, 2013-14						19	18	95%	173
	All program completers, 2012-13						7			
<b>CORE ACADEMIC SKILLS FOR ED: WRITING (5722)</b>  Test Company: ETS Score Range: 100-200	All enrolled students who have completed all nonclinical courses, 2014-15	4				162	88	62	70%	166
	Other enrolled students, 2014-15	11	10	91%	167	162	902	639	71%	165
	All program completers, 2014-15						99	80	81%	169
	All program completers, 2013-14						18	13	72%	164
	All program completers, 2012-13						6			

Single Assessment Institution-Level Pass Rate Data: *Traditional Teacher Preparation Program Within IHE*

**HEOA - Title II  
2014 - 2015 Academic Year**

Institution Name  
Institution Code  
State

INDIANA UNIVERSITY OF PA  
2652  
Pennsylvania

**Assessment Information <sup>1</sup>**



EARLY CHILDHOOD EDUCATION (0020)

Test Company: ETS

**Group**

All enrolled students who have completed all nonclinical courses, 2014-15

<i>Number Taking Assessment</i>	<i>Number Passing Assessment</i>	<i>Institutional Pass Rate</i>	<i>Institutional Average Scaled Score</i>	<i>Assessment Cut Score <sup>2</sup></i>	<i>Number Taking Assessment</i>	<i>Number Passing Assessment</i>	<i>Statewide Pass Rate</i>	<i>Statewide Average Scaled Score</i>
---------------------------------	----------------------------------	--------------------------------	---	--	---------------------------------	----------------------------------	----------------------------	---------------------------------------



Single Assessment Institution-Level Pass Rate Data: *Traditional Teacher Preparation Program Within IHE*

**HEOA - Title II  
2014 - 2015 Academic Year**

Institution Name  
Institution Code  
State



INDIANA UNIVERSITY OF PA  
2652  
Pennsylvania

*Assessment Information*<sup>1</sup>

*Group*

*Number Taking Assessment*    *Number Passing Assessment*    *Institutional Pass Rate*    *Institutional Average Scaled Score*    *Assessment Cut Score*<sup>2</sup>

*Number Taking Assessment*    *Number Passing Assessment*    *Statewide Pass Rate*    *Statewide Average Scaled Score*



**Single Assessment Institution-Level Pass Rate Data: Traditional Teacher Preparation Program Within IHE**

<b>HEOA - Title II 2014 - 2015 Academic Year</b>	
<b>Institution Name</b>	INDIANA UNIVERSITY OF PA
<b>Institution Code</b>	2652
<b>State</b>	Pennsylvania

April 15, 2016

Assessment Information <sup>1</sup>	Group	Number Taking Assessment	Number Passing Assessment	Institutional Pass Rate	Institutional Average Scaled Score	Assessment Cut Score <sup>2</sup>	Statewide			
							Number Taking Assessment	Number Passing Assessment	Statewide Pass Rate	Statewide Average Scaled Score
<b>ENVIRONMENTAL EDUCATION (DISCONTINUED) (0830)</b>  Test Company: ETS Score Range: 250-990	All enrolled students who have completed all nonclinical courses, 2014-15									
	Other enrolled students, 2014-15									
	All program completers, 2014-15									
	All program completers, 2013-14									
	All program completers, 2012-13							2		
<b>ENVIRONMENTAL EDUCATION (0831)</b>  Test Company: ETS Score Range: 100-200	All enrolled students who have completed all nonclinical courses, 2014-15						1			
	Other enrolled students, 2014-15						3			
	All program completers, 2014-15						5			
	All program completers, 2013-14						4			
	All program completers, 2012-13						3			
<b>FAMILY AND CONSUMER SCIENCES (DISCONTINUED 2) (5121)</b>  Test Company: ETS Score Range: 100-200	All enrolled students who have completed all nonclinical courses, 2014-15	1				162	1			
	Other enrolled students, 2014-15	1				162	1			
	All program completers, 2014-15	10	10	100%	170	162	15	14	93%	170
	All program completers, 2013-14	14	14	100%	173	162	20	20	100%	172
	All program completers, 2012-13	28	28	100%	172	162	44	44	100%	172
<b>FAMILY AND CONSUMER SCIENCES (5122)</b>  Test Company: ETS Score Range: 100-200	All enrolled students who have completed all nonclinical courses, 2014-15	1				153	1			
	Other enrolled students, 2014-15						2			
	All program completers, 2014-15						1			
	All program completers, 2013-14									
	All program completers, 2012-13									




Single Assessment Institution-Level Pass Rate Data: *Traditional Teacher Preparation Program Within IHE*

**HEOA - Title II  
2014 - 2015 Academic Year**

**Institution Name**  
**Institution Code**  
**State**

INDIANA UNIVERSITY OF PA  
2652  
Pennsylvania

<i>Assessment Information</i> <sup>1</sup>	<i>Group</i>	<i>Number Taking Assessment</i>	<i>Number Passing Assessment</i>	<i>Institutional Pass Rate</i>	<i>Institutional Average Scaled Score</i>	<i>Assessment Cut Score</i> <sup>2</sup>	<i>Number Taking Assessment</i>	<i>Number Passing Assessment</i>	<i>Statewide Pass Rate</i>	<i>Statewide Average Scaled Score</i>
<i>FRENCH WORLD LANGUAGE (5174)</i>  <i>Test Company: ETS</i> <i>Score Range: 100-200</i>	All enrolled students who have completed all nonclinical courses, 2014-15						2			
	Other enrolled students, 2014-15						4			
	All program completers, 2014-15						7			
	All program completers, 2013-14						12	7	58%	165
	All program completers, 2012-13						17	12	71%	170
<i>FUNDAMENTAL SUBJECTS (5511)</i>  <i>Test Company: ETS</i> <i>Score Range: 100-200</i>	All enrolled students who have completed all nonclinical courses, 2014-15	34	33	97%	171	150	142	136	96%	170
	Other enrolled students, 2014-15	9				150	382	353	92%	174
	All program completers, 2014-15	85	85	100%	176	150	1079	1058	98%	175
	All program completers, 2013-14									



**Single Assessment Institution-Level Pass Rate Data: Traditional Teacher Preparation Program Within IHE**

	<b>HEOA - Title II</b> <b>2014 - 2015 Academic Year</b>
<b>Institution Name</b>	INDIANA UNIVERSITY OF PA
<b>Institution Code</b>	2652
<b>State</b>	Pennsylvania

April 15, 2016

Assessment Information <sup>1</sup>	Group	Number Taking Assessment	Number Passing Assessment	Institutional Pass Rate	Institutional Average Scaled Score	Assessment Cut Score <sup>2</sup>	Statewide			
							Number Taking Assessment	Number Passing Assessment	Statewide Pass Rate	Statewide Average Scaled Score
<b>HEALTH AND PE (DISC) (5856)</b>  Test Company: ETS Score Range: 100-200	All enrolled students who have completed all nonclinical courses, 2014-15	3				146	3			
	Other enrolled students, 2014-15						2			
	All program completers, 2014-15	12	12	100%	163	146	68	68	100%	165
	All program completers, 2013-14	31	31	100%	161	146	310	309	100%	164
	All program completers, 2012-13	27	27	100%	163	146	356	355	100%	165
<b>HEALTH AND PE (5857)</b>  Test Company: ETS Score Range: 100-200	All enrolled students who have completed all nonclinical courses, 2014-15	6				160	35	31	89%	168
	Other enrolled students, 2014-15						7			
	All program completers, 2014-15						80	73	91%	171
	All program completers, 2013-14						1			
	All program completers, 2012-13									
<b>HEALTH EDUCATION (DISCONTINUED) (5550)</b>  Test Company: ETS Score Range: 250-990	All enrolled students who have completed all nonclinical courses, 2014-15									
	Other enrolled students, 2014-15									
	All program completers, 2014-15									
	All program completers, 2013-14						18	18	100%	681
	All program completers, 2012-13						43	39	91%	688
<b>HEALTH EDUCATION (5551)</b>  Test Company: ETS Score Range: 100-200	All enrolled students who have completed all nonclinical courses, 2014-15						4			
	Other enrolled students, 2014-15						2			
	All program completers, 2014-15						24	22	92%	165
	All program completers, 2013-14						30	27	90%	166
	All program completers, 2012-13						1			

**Single Assessment Institution-Level Pass Rate Data: Traditional Teacher Preparation Program Within IHE**

	<b>HEOA - Title II 2014 - 2015 Academic Year</b>
<b>Institution Name</b>	INDIANA UNIVERSITY OF PA
<b>Institution Code</b>	2652
<b>State</b>	Pennsylvania

April 15, 2016

Assessment Information <sup>1</sup>	Group	Number Taking Assessment	Number Passing Assessment	Institutional Pass Rate	Institutional Average Scaled Score	Assessment Cut Score <sup>2</sup>	Statewide			
							Number Taking Assessment	Number Passing Assessment	Statewide Pass Rate	Statewide Average Scaled Score
<b>LATIN (DISCONTINUED) (0600)</b>  Test Company: ETS Score Range: 250-990	All enrolled students who have completed all nonclinical courses, 2014-15									
	Other enrolled students, 2014-15									
	All program completers, 2014-15						1			
	All program completers, 2013-14									
	All program completers, 2012-13						3			
<b>LATIN (5601)</b>  Test Company: ETS Score Range: 100-200	All enrolled students who have completed all nonclinical courses, 2014-15									
	Other enrolled students, 2014-15									
	All program completers, 2014-15						2			
	All program completers, 2013-14						3			
	All program completers, 2012-13						2			
<b>MATHEMATICS CONTENT KNOWLEDGE (DISC) (0061)</b>  Test Company: ETS Score Range: 100-200	All enrolled students who have completed all nonclinical courses, 2014-15	1				136	3			
	Other enrolled students, 2014-15						37	30	81%	151
	All program completers, 2014-15						20	18	90%	153
	All program completers, 2013-14	7				136	180	169	94%	156
	All program completers, 2012-13	6				136	449	429	96%	157
<b>MATHEMATICS CONTENT KNOWLEDGE (5161)</b>  Test Company: ETS Score Range: 100-200	All enrolled students who have completed all nonclinical courses, 2014-15	7				160	50	30	60%	163
	Other enrolled students, 2014-15	2				160	85	44	52%	160
	All program completers, 2014-15	5				160	265	192	72%	165
	All program completers, 2013-14						146	128	88%	167
	All program completers, 2012-13						14	8	57%	160

**Single Assessment Institution-Level Pass Rate Data: Traditional Teacher Preparation Program Within IHE**

	<b>HEOA - Title II</b> <b>2014 - 2015 Academic Year</b>
<b>Institution Name</b>	INDIANA UNIVERSITY OF PA
<b>Institution Code</b>	2652
<b>State</b>	Pennsylvania

April 15, 2016

Assessment Information <sup>1</sup>	Group	Number Taking Assessment	Number Passing Assessment	Institutional Pass Rate	Institutional Average Scaled Score	Assessment Cut Score <sup>2</sup>	Statewide			
							Number Taking Assessment	Number Passing Assessment	Statewide Pass Rate	Statewide Average Scaled Score
<b>MIDDLE SCHOOL ENG LANG ARTS (DISCONTINUED) (5049)</b>  Test Company: ETS Score Range: 100-200	All enrolled students who have completed all nonclinical courses, 2014-15									
	Other enrolled students, 2014-15									
	All program completers, 2014-15									
	All program completers, 2013-14									
	All program completers, 2012-13						21	20	95%	175
<b>MIDDLE SCHOOL MATHEMATICS (DISCONTINUED) (0069)</b>  Test Company: ETS Score Range: 100-200	All enrolled students who have completed all nonclinical courses, 2014-15									
	Other enrolled students, 2014-15									
	All program completers, 2014-15									
	All program completers, 2013-14									
	All program completers, 2012-13	13	13	100%	175	151	26	26	100%	172
<b>MIDDLE SCHOOL MATHEMATICS (5169)</b>  Test Company: ETS Score Range: 100-200	All enrolled students who have completed all nonclinical courses, 2014-15									
	Other enrolled students, 2014-15									
	All program completers, 2014-15									
	All program completers, 2013-14									
	All program completers, 2012-13						3			
<b>MIDDLE SCHOOL SCIENCE (DISCONTINUED) (0439)</b>  Test Company: ETS Score Range: 100-200	All enrolled students who have completed all nonclinical courses, 2014-15									
	Other enrolled students, 2014-15									
	All program completers, 2014-15									
	All program completers, 2013-14									
	All program completers, 2012-13	1				144	24	24	100%	159

**Single Assessment Institution-Level Pass Rate Data: Traditional Teacher Preparation Program Within IHE**

	<b>HEOA - Title II</b> <b>2014 - 2015 Academic Year</b>
<b>Institution Name</b>	INDIANA UNIVERSITY OF PA
<b>Institution Code</b>	2652
<b>State</b>	Pennsylvania

April 15, 2016

Assessment Information <sup>1</sup>	Group	Number Taking Assessment	Number Passing Assessment	Institutional Pass Rate	Institutional Average Scaled Score	Assessment Cut Score <sup>2</sup>	Statewide			
							Number Taking Assessment	Number Passing Assessment	Statewide Pass Rate	Statewide Average Scaled Score
<b>MIDDLE SCHOOL SOCIAL STUDIES (5089)</b>  Test Company: ETS Score Range: 100-200	All enrolled students who have completed all nonclinical courses, 2014-15									
	Other enrolled students, 2014-15									
	All program completers, 2014-15									
	All program completers, 2013-14									
	All program completers, 2012-13						10	10	100%	170
<b>MUSIC CONTENT KNOWLEDGE (0113)</b>  Test Company: ETS Score Range: 100-200	All enrolled students who have completed all nonclinical courses, 2014-15	12	10	83%	171	158	24	21	88%	171
	Other enrolled students, 2014-15						67	64	96%	172
	All program completers, 2014-15	33	33	100%	175	158	322	314	98%	173
	All program completers, 2013-14	30	30	100%	175	158	347	334	96%	172
	All program completers, 2012-13	29	29	100%	170	158	315	307	97%	171
<b>PA 4-8 CORE SUBJ CONC ENG LANG ARTS (5156)</b>  Test Company: ETS Score Range: 100-200	All enrolled students who have completed all nonclinical courses, 2014-15	2				156	20	19	95%	168
	Other enrolled students, 2014-15						26	23	88%	167
	All program completers, 2014-15	2				156	93	80	86%	167
	All program completers, 2013-14	2				156	114	102	89%	168
	All program completers, 2012-13	1				156	34	32	94%	170
<b>PA 4-8 CORE SUBJ CONC MATHEMATICS (5158)</b>  Test Company: ETS Score Range: 100-200	All enrolled students who have completed all nonclinical courses, 2014-15	7				173	31	16	52%	170
	Other enrolled students, 2014-15						39	21	54%	170
	All program completers, 2014-15	10	8	80%	180	173	140	93	66%	175
	All program completers, 2013-14	13	13	100%	183	173	151	114	75%	176
	All program completers, 2012-13	2				173	61	53	87%	178

**Single Assessment Institution-Level Pass Rate Data: Traditional Teacher Preparation Program Within IHE**

<b>HEOA - Title II 2014 - 2015 Academic Year</b>	
<b>Institution Name</b>	INDIANA UNIVERSITY OF PA
<b>Institution Code</b>	2652
<b>State</b>	Pennsylvania

April 15, 2016

Assessment Information <sup>1</sup>	Group	Number Taking Assessment	Number Passing Assessment	Institutional Pass Rate	Institutional Average Scaled Score	Assessment Cut Score <sup>2</sup>	Statewide			
							Number Taking Assessment	Number Passing Assessment	Statewide Pass Rate	Statewide Average Scaled Score
<b>PA 4-8 CORE SUBJ CONC SCIENCE (5159)</b>  Test Company: ETS Score Range: 100-200	All enrolled students who have completed all nonclinical courses, 2014-15	2				156	16	11	69%	161
	Other enrolled students, 2014-15						26	23	88%	170
	All program completers, 2014-15	1				156	103	90	87%	165
	All program completers, 2013-14						146	124	85%	166
	All program completers, 2012-13						47	46	98%	165
<b>PA 4-8 CORE SUBJ CONC SOCIAL STUDIES (5157)</b>  Test Company: ETS Score Range: 100-200	All enrolled students who have completed all nonclinical courses, 2014-15	1				150	11	10	91%	169
	Other enrolled students, 2014-15						13	9	69%	161
	All program completers, 2014-15	2				150	65	63	97%	162
	All program completers, 2013-14						69	61	88%	162
	All program completers, 2012-13						21	21	100%	162
<b>PA 4-8 CORE SUBTEST ENG LANG ARTS SOC STUDIES (5154)</b>  Test Company: ETS Score Range: 100-200	All enrolled students who have completed all nonclinical courses, 2014-15	12	9	75%	163	152	82	55	67%	159
	Other enrolled students, 2014-15						106	80	75%	161
	All program completers, 2014-15	15	12	80%	163	152	410	344	84%	163
	All program completers, 2013-14	16	16	100%	159	152	482	416	86%	163
	All program completers, 2012-13	3				152	167	160	96%	165
<b>PA 4-8 CORE SUBTEST MATH AND SCIENCE (5155)</b>  Test Company: ETS Score Range: 100-200	All enrolled students who have completed all nonclinical courses, 2014-15	12	10	83%	175	164	83	58	70%	172
	Other enrolled students, 2014-15						105	76	72%	174
	All program completers, 2014-15	15	14	93%	176	164	410	325	79%	173
	All program completers, 2013-14	16	16	100%	177	164	482	408	85%	175
	All program completers, 2012-13	3				164	167	162	97%	178



**Single Assessment Institution-Level Pass Rate Data: Traditional Teacher Preparation Program Within IHE**

	<b>HEOA - Title II</b> <b>2014 - 2015 Academic Year</b>
<b>Institution Name</b>	INDIANA UNIVERSITY OF PA
<b>Institution Code</b>	2652
<b>State</b>	Pennsylvania

April 15, 2016

Assessment Information <sup>1</sup>	Group	Number Taking Assessment	Number Passing Assessment	Institutional Pass Rate	Institutional Average Scaled Score	Assessment Cut Score <sup>2</sup>	Statewide			
							Number Taking Assessment	Number Passing Assessment	Statewide Pass Rate	Statewide Average Scaled Score
<b>PRAXIS I WRITING (DISCONTINUED) (0720)</b>  Test Company: ETS Score Range: 150-190	All enrolled students who have completed all nonclinical courses, 2014-15	36	35	97%	175	173	268	254	95%	175
	Other enrolled students, 2014-15	20	20	100%	176	173	752	672	89%	176
	All program completers, 2014-15	100	99	99%	176	173	2189	2143	98%	176
	All program completers, 2013-14	234	233	100%	177	173	5611	5558	99%	177
	All program completers, 2012-13	303	303	100%	176	173	8106	7982	98%	177
<b>PROFESSIONAL SCHOOL COUNSELOR (5421)</b>  Test Company: ETS Score Range: 100-200	All enrolled students who have completed all nonclinical courses, 2014-15									
	Other enrolled students, 2014-15						2			
	All program completers, 2014-15									
	All program completers, 2013-14									
	All program completers, 2012-13									
<b>READING SPECIALIST II (5301)</b>  Test Company: ETS Score Range: 100-200	All enrolled students who have completed all nonclinical courses, 2014-15									
	Other enrolled students, 2014-15						2			
	All program completers, 2014-15						22	19	86%	180
	All program completers, 2013-14						26	26	100%	182
	All program completers, 2012-13						17	17	100%	182
<b>SAFETY-DRIVER EDUCATION (DISCONTINUED) (0860)</b>  Test Company: ETS Score Range: 250-990	All enrolled students who have completed all nonclinical courses, 2014-15									
	Other enrolled students, 2014-15						1			
	All program completers, 2014-15									
	All program completers, 2013-14									
	All program completers, 2012-13									







**Single Assessment Institution-Level Pass Rate Data: Traditional Teacher Preparation Program Within IHE**

<b>HEOA - Title II 2014 - 2015 Academic Year</b>	
<b>Institution Name</b>	INDIANA UNIVERSITY OF PA
<b>Institution Code</b>	2652
<b>State</b>	Pennsylvania

April 15, 2016

Assessment Information <sup>1</sup>	Group	Number Taking Assessment	Number Passing Assessment	Institutional Pass Rate	Institutional Average Scaled Score	Assessment Cut Score <sup>2</sup>	Statewide			
							Number Taking Assessment	Number Passing Assessment	Statewide Pass Rate	Statewide Average Scaled Score
<b>SPEECH LANGUAGE PATHOLOGY (DISC) (5330)</b>  Test Company: ETS Score Range: 250-990	All enrolled students who have completed all nonclinical courses, 2014-15									
	Other enrolled students, 2014-15						8			
	All program completers, 2014-15						4			
	All program completers, 2013-14						199	199	100%	682
	All program completers, 2012-13						103	103	100%	689
<b>SPEECH LANGUAGE PATHOLOGY (5331)</b>  Test Company: ETS Score Range: 100-200	All enrolled students who have completed all nonclinical courses, 2014-15						3			
	Other enrolled students, 2014-15						5			
	All program completers, 2014-15	3				162	109	107	98%	176
	All program completers, 2013-14						1			
	All program completers, 2012-13									
<b>TECHNOLOGY EDUCATION (5051)</b>  Test Company: ETS Score Range: 100-200	All enrolled students who have completed all nonclinical courses, 2014-15						5			
	Other enrolled students, 2014-15						5			
	All program completers, 2014-15						36	35	97%	183
	All program completers, 2013-14						39	39	100%	185
	All program completers, 2012-13						55	55	100%	185
<b>PAPA - MODULE 1 READING (ESP0001)</b>  Test Company: E. S. Pearson* Score Range: 100-300	All enrolled students who have completed all nonclinical courses, 2014-15	144	144	100%	240	220	938	879	94%	236
	Other enrolled students, 2014-15	95	93	98%	236	220	3678	3132	85%	230
	All program completers, 2014-15	115	113	98%	244	220	2555	2444	96%	240
	All program completers, 2013-14	26	26	100%	248	220	751	692	92%	241
	All program completers, 2012-13						100	89	89%	245

**Single Assessment Institution-Level Pass Rate Data: Traditional Teacher Preparation Program Within IHE**

	<b>HEOA - Title II</b> <b>2014 - 2015 Academic Year</b>
<b>Institution Name</b>	INDIANA UNIVERSITY OF PA
<b>Institution Code</b>	2652
<b>State</b>	Pennsylvania

April 15, 2016

Assessment Information <sup>1</sup>	Group	Number Taking Assessment	Number Passing Assessment	Institutional Pass Rate	Institutional Average Scaled Score	Assessment Cut Score <sup>2</sup>	Statewide			
							Number Taking Assessment	Number Passing Assessment	Statewide Pass Rate	Statewide Average Scaled Score
<b>PAPA - MODULE 2 MATH (ESP0002)</b>  Test Company: E.S. Pearson* Score Range: 100-300	All enrolled students who have completed all nonclinical courses, 2014-15	144	141	98%	241	220	939	863	92%	237
	Other enrolled students, 2014-15	94	93	99%	244	220	3655	3056	84%	233
	All program completers, 2014-15	115	110	96%	244	220	2552	2401	94%	240
	All program completers, 2013-14	26	26	100%	247	220	747	680	91%	241
	All program completers, 2012-13						99	86	87%	246
<b>PAPA - MODULE 3 WRITING (ESP0003)</b>  Test Company: E.S. Pearson* Score Range: 100-300	All enrolled students who have completed all nonclinical courses, 2014-15	145	145	100%	234	220	939	876	93%	234
	Other enrolled students, 2014-15	94	94	100%	236	220	3653	3123	85%	230
	All program completers, 2014-15	115	113	98%	238	220	2551	2438	96%	239
	All program completers, 2013-14	26	26	100%	243	220	750	692	92%	239
	All program completers, 2012-13						99	85	86%	240
<b>PECT PREK-4 - MODULE 1 (ESP0006)</b>  Test Company: E.S. Pearson* Score Range: 100-300	All enrolled students who have completed all nonclinical courses, 2014-15	65	61	94%	230	197	488	401	82%	221
	Other enrolled students, 2014-15	7				197	585	479	82%	220
	All program completers, 2014-15	86	82	95%	234	197	2631	2373	90%	227
	All program completers, 2013-14	91	91	100%	241	197	2472	2318	94%	229
	All program completers, 2012-13	79	78	99%	242	220	802	647	81%	232
<b>PECT PREK-4 - MODULE 2 (ESP0007)</b>  Test Company: E.S. Pearson* Score Range: 100-300	All enrolled students who have completed all nonclinical courses, 2014-15	63	52	83%	218	193	461	357	77%	211
	Other enrolled students, 2014-15	11	8	73%	214	193	525	386	74%	210
	All program completers, 2014-15	86	80	93%	223	193	2614	2245	86%	219
	All program completers, 2013-14	91	91	100%	240	193	2458	2222	90%	223
	All program completers, 2012-13	79	77	97%	238	220	799	596	75%	228

**Single Assessment Institution-Level Pass Rate Data: Traditional Teacher Preparation Program Within IHE**

[REDACTED]	<b>HEOA - Title II 2014 - 2015 Academic Year</b>
<b>Institution Name</b>	INDIANA UNIVERSITY OF PA
<b>Institution Code</b>	2652
<b>State</b>	Pennsylvania

April 15, 2016

Assessment Information <sup>1</sup>	Group	Number Taking Assessment	Number Passing Assessment	Institutional Pass Rate	Institutional Average Scaled Score	Assessment Cut Score <sup>2</sup>	Statewide			
							Number Taking Assessment	Number Passing Assessment	Statewide Pass Rate	Statewide Average Scaled Score
<b>PECT PREK-4 - MODULE 3 (ESP0008)</b>  Test Company: E.S. Pearson* Score Range: 100-300	All enrolled students who have completed all nonclinical courses, 2014-15	63	51	81%	217	193	455	309	68%	208
	Other enrolled students, 2014-15	7				193	542	366	68%	207
	All program completers, 2014-15	86	70	81%	219	193	2602	2008	77%	216
	All program completers, 2013-14	91	91	100%	237	193	2457	2140	87%	220
	All program completers, 2012-13	79	75	95%	233	220	798	540	68%	222
<b>PECT SPEC ED 7-12 - MODULE 1 (ESP0015)</b>  Test Company: E.S. Pearson* Score Range: 100-300	All enrolled students who have completed all nonclinical courses, 2014-15						11	10	91%	249
	Other enrolled students, 2014-15						9			
	All program completers, 2014-15						52	52	100%	254
	All program completers, 2013-14						42	42	100%	254
	All program completers, 2012-13						1			
<b>PECT SPEC ED 7-12 - MODULE 2 (ESP0016)</b>  Test Company: E.S. Pearson* Score Range: 100-300	All enrolled students who have completed all nonclinical courses, 2014-15						11	11	100%	248
	Other enrolled students, 2014-15						8			
	All program completers, 2014-15						52	52	100%	252
	All program completers, 2013-14						42	41	98%	253
	All program completers, 2012-13						1			
<b>PECT SPEC ED PREK-8 - MODULE 1 (ESP0011)</b>  Test Company: E.S. Pearson* Score Range: 100-300	All enrolled students who have completed all nonclinical courses, 2014-15	63	49	78%	229	220	257	187	73%	230
	Other enrolled students, 2014-15	4				220	178	129	72%	225
	All program completers, 2014-15	82	66	80%	234	220	1143	861	75%	231
	All program completers, 2013-14	92	92	100%	238	220	1094	830	76%	232
	All program completers, 2012-13	79	78	99%	238	220	372	316	85%	235

**Single Assessment Institution-Level Pass Rate Data: Traditional Teacher Preparation Program Within IHE**

	<b>HEOA - Title II</b> <b>2014 - 2015 Academic Year</b>
<b>Institution Name</b>	INDIANA UNIVERSITY OF PA
<b>Institution Code</b>	2652
<b>State</b>	Pennsylvania

April 15, 2016

Assessment Information <sup>1</sup>	Group	Number Taking Assessment	Number Passing Assessment	Institutional Pass Rate	Institutional Average Scaled Score	Assessment Cut Score <sup>2</sup>	Statewide			
							Number Taking Assessment	Number Passing Assessment	Statewide Pass Rate	Statewide Average Scaled Score
<b>PECT SPEC ED PREK-8 - MODULE 2 (ESP0012)</b>  Test Company: E.S. Pearson* Score Range: 100-300	All enrolled students who have completed all nonclinical courses, 2014-15	62	50	81%	232	220	253	176	70%	226
	Other enrolled students, 2014-15	4				220	171	111	65%	222
	All program completers, 2014-15	82	73	89%	237	220	1134	817	72%	229
	All program completers, 2013-14	92	92	100%	242	220	1091	826	76%	231
	All program completers, 2012-13	79	75	95%	236	220	372	305	82%	232
<b>PROFESSIONAL TEACHING KNOWLEDGE (ABC0008)</b>  Test Company: ABCTE* Score Range: 0-500	All enrolled students who have completed all nonclinical courses, 2014-15									
	Other enrolled students, 2014-15									
	All program completers, 2014-15									
	All program completers, 2013-14									
	All program completers, 2012-13						1			
<b>OPI GERMAN (ACT1007)</b>  Test Company: ACTFL* Score Range: 1-10	All enrolled students who have completed all nonclinical courses, 2014-15									
	Other enrolled students, 2014-15						1			
	All program completers, 2014-15									
	All program completers, 2013-14									
	All program completers, 2012-13									
<b>OPI ITALIAN (ACT1010)</b>  Test Company: ACTFL* Score Range: 1-10	All enrolled students who have completed all nonclinical courses, 2014-15									
	Other enrolled students, 2014-15									
	All program completers, 2014-15									
	All program completers, 2013-14						2			
	All program completers, 2012-13						1			

**Single Assessment Institution-Level Pass Rate Data: Traditional Teacher Preparation Program Within IHE**

	<b>HEOA - Title II 2014 - 2015 Academic Year</b>
<b>Institution Name</b>	INDIANA UNIVERSITY OF PA
<b>Institution Code</b>	2652
<b>State</b>	Pennsylvania

April 15, 2016

Assessment Information <sup>1</sup>	Group	Number Taking Assessment	Number Passing Assessment	Institutional Pass Rate	Institutional Average Scaled Score	Assessment Cut Score <sup>2</sup>	Statewide			
							Number Taking Assessment	Number Passing Assessment	Statewide Pass Rate	Statewide Average Scaled Score
<b>OPI JAPANESE (ACT1011)</b>  Test Company: ACTFL* Score Range: 1-10	All enrolled students who have completed all nonclinical courses, 2014-15									
	Other enrolled students, 2014-15									
	All program completers, 2014-15									
	All program completers, 2013-14									
	All program completers, 2012-13						1			
<b>OPI MANDARIN (ACT1013)</b>  Test Company: ACTFL* Score Range: 1-10	All enrolled students who have completed all nonclinical courses, 2014-15									
	Other enrolled students, 2014-15									
	All program completers, 2014-15									
	All program completers, 2013-14									
	All program completers, 2012-13						2			
<b>WPT CHINESE (ACT2002)</b>  Test Company: ACTFL* Score Range: 1-10	All enrolled students who have completed all nonclinical courses, 2014-15									
	Other enrolled students, 2014-15									
	All program completers, 2014-15									
	All program completers, 2013-14									
	All program completers, 2012-13						2			
<b>WPT ITALIAN (ACT2009)</b>  Test Company: ACTFL* Score Range: 1-10	All enrolled students who have completed all nonclinical courses, 2014-15									
	Other enrolled students, 2014-15									
	All program completers, 2014-15									
	All program completers, 2013-14									
	All program completers, 2012-13						2			
							1			

*HEOA - Title II*

